


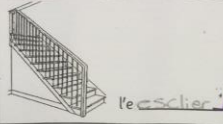
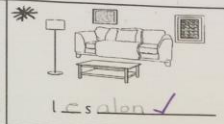

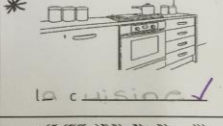
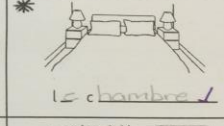
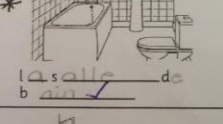
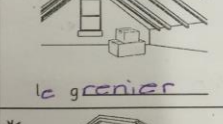

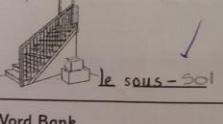


Year 4 : Autumn 2 Examples of work

Year 4 have been learning how to pronounce letters of the alphabet, say the names of their family relatives and introduce them.

They have learned the names of rooms within a house and they are using a range of prepositions in their writing.

Well done Year 4

Can you match the picture of places in the home with the correct phrase from the word bank? Remember to copy the French spellings carefully!

 l'entrée ✓	 l'escalier ✓	 le salon ✓
*  la salle à manger ✓	*  la cuisine ✓	*  la chambre ✓
*  la salle de bain ✓	 le grenier ✓	 le jardin ✓
 le sous-sol ✓	*  le garage ✓	 le bureau ✓

Word Bank

* la salle à manger ✓	le grenier ✓	l'escalier ✓
* la salle de bain ✓	le jardin ✓	* le garage ✓
* le salon ✓	l'entrée ✓	le bureau ✓
le sous-sol ✓	* la chambre ✓	* la cuisine ✓

*
Senia est dans la salle ✓

ite:

ALT: Say and recognise the French alphabet

Lund 0 Novem
re 2023

Speaking / Listening	Listening	Speaking / Listening / Reading	Applied Learning
WILF: I can correctly pronounce letters of the alphabet	WILF: I can recognise the sounds of the alphabet to identify words. Rigolo / Lotto	WILF: I can join in with a song about the alphabet. (This involves saying the letters a little more speedily)	WILF: I can say and recognise the alphabet to play hangman with a partner.

n-negotiables

Capital letters, full stops and correctly punctuated. Cursive writing on the line. Finger spaces. Accurate spelling.

vocabulary: Lettre (f) [letter], l'alphabet (m) [the alphabet], Maintenant je les connais: toutes les lettres de l'alphabet. [Now I know them: all the letters of the alphabet.]

L'alphabet et comment ça se prononce...

Comment ça s'écrit ? - How do you spell that ?

a = [ah]

k = [car]

u = [ooh]

b = [bay]

l = [el]

v = [vay]

c = [say]

m = [em]

w = [doobla-vay]

d = [day]

n = [en]

x = [ix]

e = [euh]

o = [oh]

y = [ee-grec]

f = [ef]

p = [pay]

z = [zed]

g = [jay] soft

q = [coo]

h = [ash]

r = [air]

i = [ee]

s = [es]

j = [gee] soft

t = [tay]

t	e	z
x	j	h
q	i	v



o i s e a u



Date: Lundi 13 Novembre

WALT: say the names of family members using possessive adjectives and correct gender.

Speaking / Listening	Write / Grammar	Reading	Applied Learning
WILF: I can correctly pronounce the names of family members.	WILF: I can use a family tree to identify family members, using the correct gender. WILF: I can use a possessive adjective to name family members and introduce them. Voici ma soeur. Elle s'appelle Stacey.		WILF: I can use my spelling knowledge to write family members. (Paired)

Non-negotiables
Capital letters, full stops and correctly punctuated. Cursive writing on the line. Finger spaces. Accurate spelling.
Key/New Words: Qui est-ce? [Who's this?], moi [me], ma (f)/ mon (m)/mes (pl) [my], frère [brother], soeur [sister], mère [mother], père [father], parents [parents], grand-mère [grandmother], grand-père [grandfather], tante [aunt], oncle [uncle], cousin (m)/cousine (f) [cousin], nièce [niece], neveu [nephew], famille [family]

Voici ma (F)	Voici mon (M)
Ma soeur My sister	Mon frère My brother
Ma mère My mom	Mon père My dad
Ma tante. My aunty	Mon oncle My uncle
Ma grand mère My grandma	Mon grand père My grandad
Ma cousine My cousin	Mon cousin My cousin

Ma mère
s'appelle Maw
ash.
Mon père s'appelle
Ismat.
Mon frère s'appelle
Rayan.
Mon bébé s'appelle
Armine.
Ma soeur s'appelle
Mahera.



Date: Lundi 27 novembre

VALT: use a selection of prepositions to place objects

Speaking / Listening	Reading / Speaking	Read / Write	Write
WILF: Revisit: I can have a short conversation to introduce and describe someone. (2-3) exchanges. Paired / verbal practice	WILF: I can say and read a selection of prepositions. With a partner, I can read and select the correct preposition to complete the sentence.	WILF: I can write the correct preposition to complete the sentence. I can write match the preposition to the picture.	WILF: I can rearrange the words to create a sentence using a preposition.

Non-negotiables

Capital letters, full stops and correctly punctuated.

Cursive writing on the line.

Finger spaces.

Accurate spelling.

Key vocabulary: dans (in) sur (on) see vocabulary sheets of objects and prepositions.

Le singe est dans la jungle.

Mathilde est entre Emma et Ismaël.

Mes chaussures sont à côté de la porte.

Les clés sont sur la table.

Le restaurant est derrière le cinéma.

Ton livre est devant toi.

Les enfants jouent dans le jardin.

J'habite à côté de l'école.

Le chien est derrière la chaise.

