







**HOMEWORK PROJECTS** - Choose at least **four activities** to complete over the half term. Choose ones from a range of subject areas.

Please hand in before Friday 17<sup>th</sup> May.

**THEME:** History based - Vikings

**TERM:** Spring 1

**YEAR:** 4

<p><b>COMMUNICATION &amp; LANGUAGE</b></p> 	<p><b>READING &amp; WRITING</b></p> 	<p><b>NUMERACY</b></p> 	<p><b>COMPUTING</b></p> 
<ul style="list-style-type: none"> <li>• Use Saxon Runes to write a secret message for your teacher, see if they can work it out.</li> <li>• Watch a Viking film with your parents (E.G. How to Train your Dragon) and tell your friends all about it. What happened in the story? Was it true to Viking life?</li> <li>• If you had the opportunity to interview a Viking - what questions would you ask them? Write 10 questions.</li> <li>• Can you write a true or false quiz about the Vikings? Test your friends and family. Be prepared to educate your audience if they got any questions wrong. E.g. Is it true that Vikings had horns on their helmets?</li> </ul>	<ul style="list-style-type: none"> <li>• Research the Vikings and write a diary about a day in the life of a Viking.</li> <li>• Create your very own Viking story. Make it really exciting and add suspense! Can you present this work as a comic book.</li> <li>• Read the story there is a 'Viking in my Bed' by Jeremy Strong. Is it funny? What happened?</li> <li>• Visit the library and find fiction / non-fiction books that focus upon the Vikings. Jot down the book title and the author. (If you visit Whitmore Reans check the opening times on the internet before you set out)</li> <li>• Write instructions to tell someone how to make a Viking Longboat.</li> <li>• What are the top 3 significant Viking individuals to ever live? What can you find out? What did they do? Maybe you could present your work as a non-chronological report.</li> </ul>	<ul style="list-style-type: none"> <li>• What did the Vikings eat? Did they use different ingredients to make a dish? Research and create the item in your own home. Remember to accurately use the weighing scales to ensure all measurements are precise.</li> <li>• Be creative with your maths and write some of your own problems involving Vikings such as 3452 Vikings went on a boat. 234 fell overboard how many were left?</li> <li>• Find out about significant dates that are important during Viking times. Put these dates in order and create a time line of key events.</li> <li>• Vikings were famous for travelling around the world and raiding locations. Research how long it would take someone to travel to the Norway locations by car / boat / aeroplane / walking etc?</li> </ul>	<ul style="list-style-type: none"> <li>• Use the internet to research Viking artefacts. Did the Vikings make jewellery? Did they make tools? Create a fact file that shows your findings.</li> <li>• Research Viking life and present your information using PowerPoint. Think about the special features that can be added to your presentation to engage the viewer. Think about colours, images, word art and transitions between each slide etc.</li> <li>• Create a poster showing how Vikings dressed. Did the men wear anything special? Did the women have to wear a hat?</li> <li>• Plan your own Viking adventure story. Now use an iPad app (such as scratch) to create your journey. Can you add different voices for each character?</li> </ul>

## CREATIVE DEVELOPMENT



- Design and make a Viking Longboat. You need to consider which materials would be best for each feature. Would paper be the best material for the oars? Your boat needs to float and not get soggy when it gets in contact with water.
- Design and make a Viking shield. Your shield needs to look realistic. Do you need a hand holder? Does it need patterns or decorations? How big should it be?
- Design and make a Viking helmet. Think carefully about the size as it needs to fit your head!
- Work with your parents to design and make a Viking battle axe. Take extra care!!! Find out when these axes were used.
- Look at images of Anglo-Saxon coins. Can you design a coin? You could draw a picture or use modelling clay or other materials to make your coin look like metal - use your imagination!
- Can you research Viking jewellery. Make a special necklace / bracelet for a special person at home. Take a photo of what you made and explain how you made it,

## PHYSICAL DEVELOPMENT

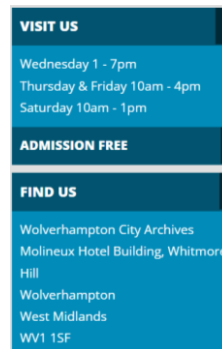


- Create a Viking warrior themed dance. Ask someone to record your performance and save it to a memory stick and share it in class.
- The Vikings loved to have swimming competitions. Go swimming and record how many widths or lengths you can do.
- The Vikings were successful farmers. With adult supervision go into the garden (or the garden of a friend) and see what skills gardening involves. Did you need to use the fork to did anything up? Was it hard work? Did you ache the next day?
- The Vikings were expert rowers. With adult supervision have a go at rowing a boat. For a small fee you can hire a boat at Bridgenorth rowing club. Is it tricky? Is timing important?

## KNOWLEDGE & UNDERSTANDING



- Research medicine through time. What cures / medicines did the Vikings invent/ use?
- Where in the world were the Viking from? What do you know about the countries they visited / invaded?
- How was life for the children different if they lived in Athens or Sparta? Which location would you have preferred to live in? Why?
- Visit the local archives center in Wolverhampton and find out about any Saxon or Viking invasions that happened in our local area.
- Find out about real treasure (often known as hoards) discovered from this period. Sutton Hoo and the Staffordshire Hoard are good examples. You might find information on hoards close to our school. However, exact locations are often kept secret. Can you think why? Where would you hide your most valuables and why?



## SOCIAL, MORAL, SPIRITUAL & CULTURAL DEVELOPMENT



- Research the Viking invasions of Great Britain. How do you think that the Saxons might have been feeling before, during and after the event? Were some of these individual's way from home? Do you think they felt homesick?
- Look at King Alfred's pledge: 'I desired to live worthily as long as I lived, and to leave after my life, to the men who should come after me, the memory of me in good works'. Write a pledge - how would you like to be remembered in the future?
- Did the Vikings have religious beliefs? Did they worship Jesus? Did they have Norse Gods? Can you create an information text about your findings?
- Were the Vikings good team players? How do you know? What would happen if they didn't get on with each other during the journey over?
- The Vikings were readers and traders. Many stole from others. Is this ok? Is this good?

